

Trustwave Enterprise View

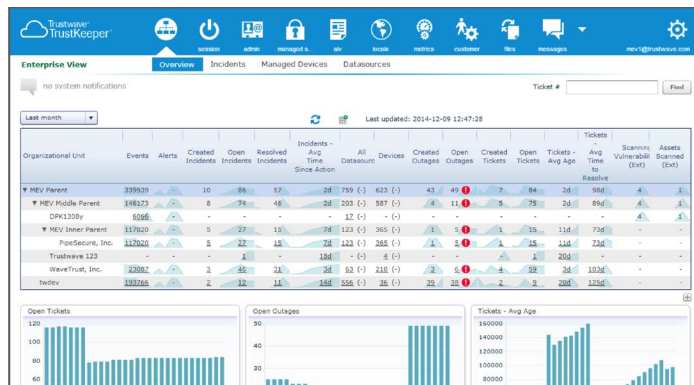
AT-A-GLANCE SECURITY METRICS FOR COMPLEX ENVIRONMENTS

Like a stock ticker for your security operations, Trustwave Enterprise View brings together and continuously updates security metrics and performance indicators to provide regular status reports on an organization's security posture. Trustwave customers use Trustwave Enterprise View for a clear view of data generated by multiple Trustwave products across complex and/or distributed environments. Hierarchical modeling provides security and IT professionals a quick and easy view of their security operations at the global, regional and sub-regional levels. Trustwave Enterprise View presents a dashboard view of alerts, events, incidents, device availability, vulnerability scan results and other relevant security data.

Trustwave Enterprise View users alleviate a number of critical security challenges:

- Failing to recognize the significance of security data because it's not presented in the context of the organization's infrastructure or hierarchy
- Lacking visibility into the true status of security operations as a whole or its parts
- Not extracting value from siloed intelligence generated by multiple data sources for lack of meaningful integration

With Trustwave Enterprise View, security and IT leaders and managers can easily access relevant security metrics to empower quick, informed decision making at the global, regional and local level. Instead of having to log-in to multiple Trustwave TrustKeeper accounts, organizations use Trustwave Enterprise View to consolidate data into a single access point.



Trustwave Enterprise View Metrics Dashboard

Right Data, Right Person, Right Time

Everyone from the CISO to a local IT manager can choose relevant data sources and establish hierarchies to create dashboards to fit their exact needs.

CISOs

CISOs use Trustwave Enterprise View to construct a broad view of the organization to report on vulnerabilities and remediation progress. Sparklines show historical trends and allow CISOs to drill-down for details regarding specific locations, vulnerabilities or problem areas.

Regional Leaders and Teams

Regional directors use Trustwave Enterprise View to compare regions and monitor new regions as they come online. Intuitive widgets allow directors to dig into the details and track whether regions are meeting metrics for ticket volume and response time, and if not, determine why not.

Local IT Leaders and Teams

With responsibility for hundreds of devices, IT teams must be efficient in their vulnerability assessment and remediation efforts. Support tickets will ebb and flow and each ticket can require a separate workflow executed by a different technician. IT managers use Trustwave Enterprise View to maintain visibility of tickets relevant to their piece of the larger organization, monitor progress and manage volume and response times to meet corporate performance metrics.

Dashboards Tailored to Your Organization

Depending on the structure of your organization, you can custom-fit dashboards to any of your stakeholders' needs.

Multi-layer view for complex, distributed environments

When IT and security are centrally managed, but locations are widely distributed with varying levels of local IT staff, centralized staff (including the CISO, business executives and regional managers) needs access to the "big picture" with the ability to drill down if needed. Local IT teams need to see the details of individual locations and assets under their control. Mapping Trustwave Enterprise View to a multi-layered corporate hierarchy allows for the right level of visibility and control across the organization.

Streamlined view for simple distributed environments

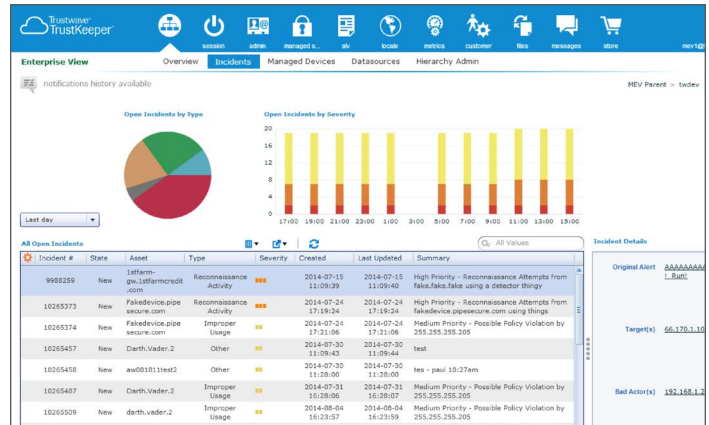
If IT and security are centrally managed with little-to-no local IT staff, organizational hierarchy is simpler but visibility is still crucial. Each location's infrastructure may consist of little more than a firewall, but management still needs reporting to roll up to an overview while still allowing for location-by-location segmentation.

Comprehensive view for complex, single-location environments

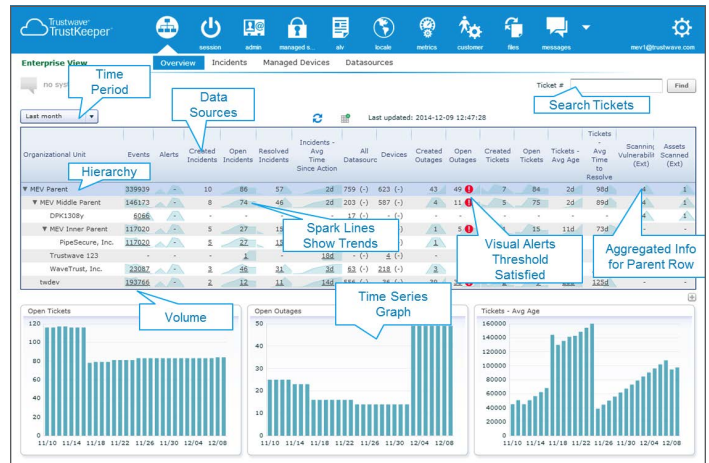
While an organization's hierarchy may be simple, their network and security infrastructure may consist of numerous assets handled by multiple IT and security groups. As complexity grows, so does the chance of missing a critical alert or piece of data. Trustwave Enterprise View will consolidate any number of security data sources into a single pane of glass.

Visibility around the world or down the block

Trustwave Enterprise View users choose from more than 25 data sources, seven different overview panels and more than 25 available data columns. No matter your role in your organization, you can easily create the exact dashboard consolidating your Trustwave products into a single view. Mapped to your organizational hierarchy, you can enable role-based access and ensure leadership, management and staff see exactly what they need with the ability to drill down into the details.



Trustwave Enterprise View Metrics Dashboard



Annotated Overview Dashboard